

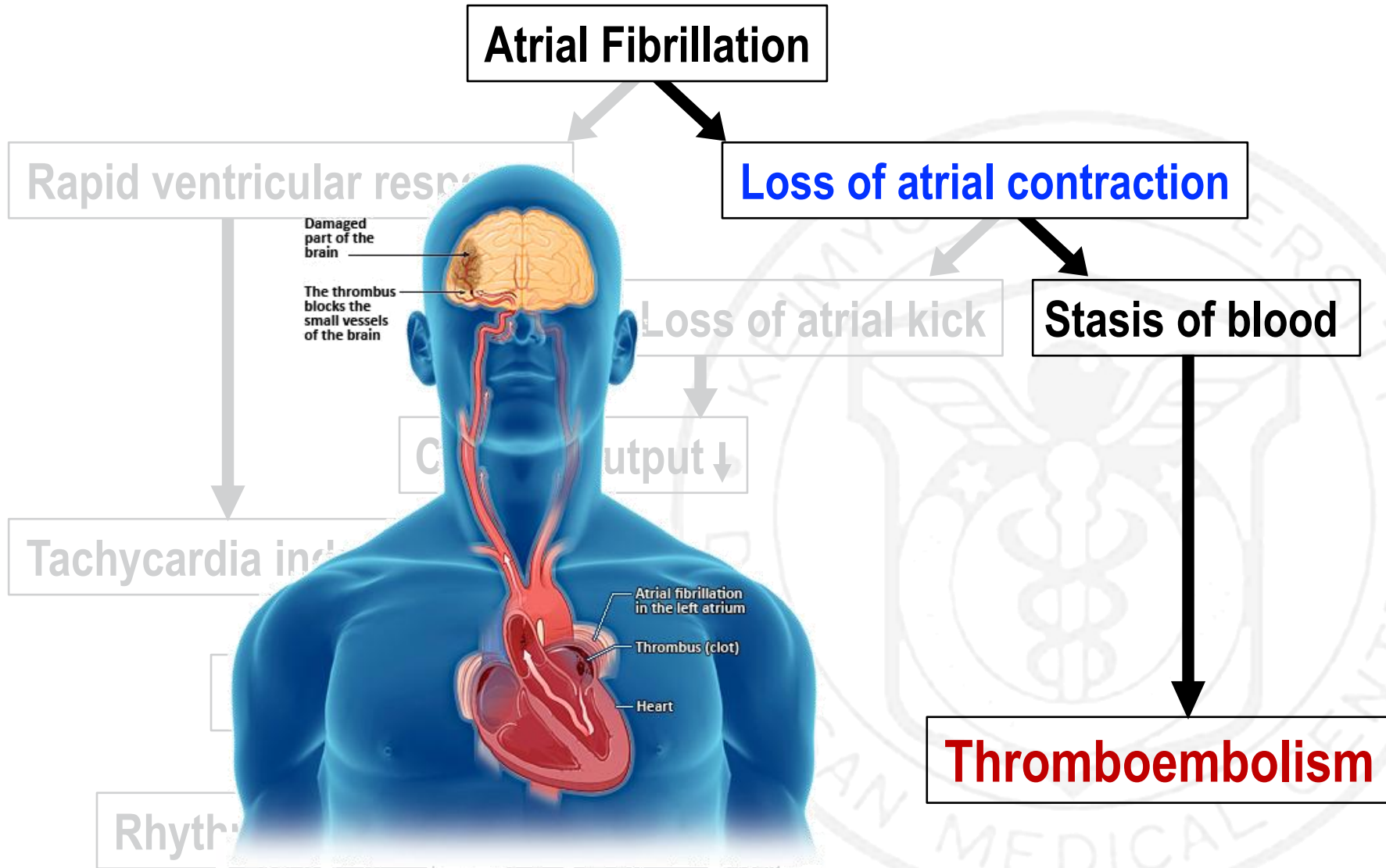


“Idarucizumab” Innovation in Anticoagulation Care

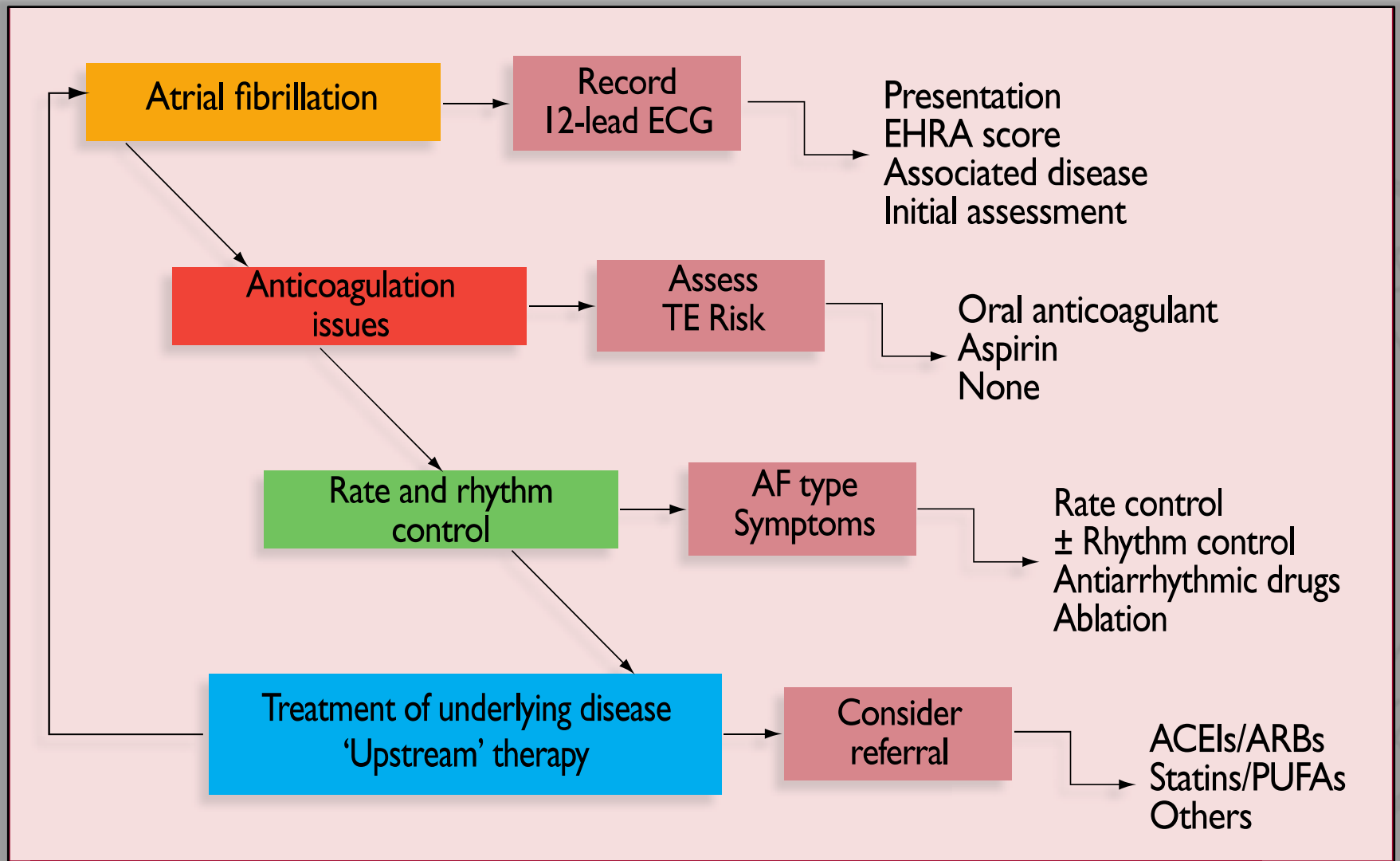
Seongwook Han, MD.PhD.

Professor of Medicine, Keimyung University School of Medicine
Arrhythmia Service, Cardiology, Dongsan Medical Center

Treatment Strategies according to Pathophysiology



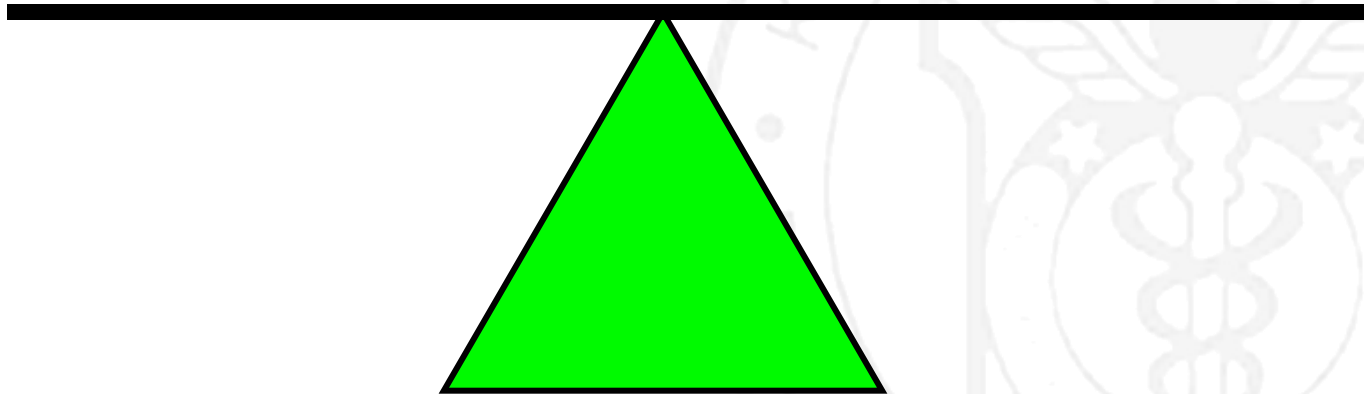
Management Cascade of AF



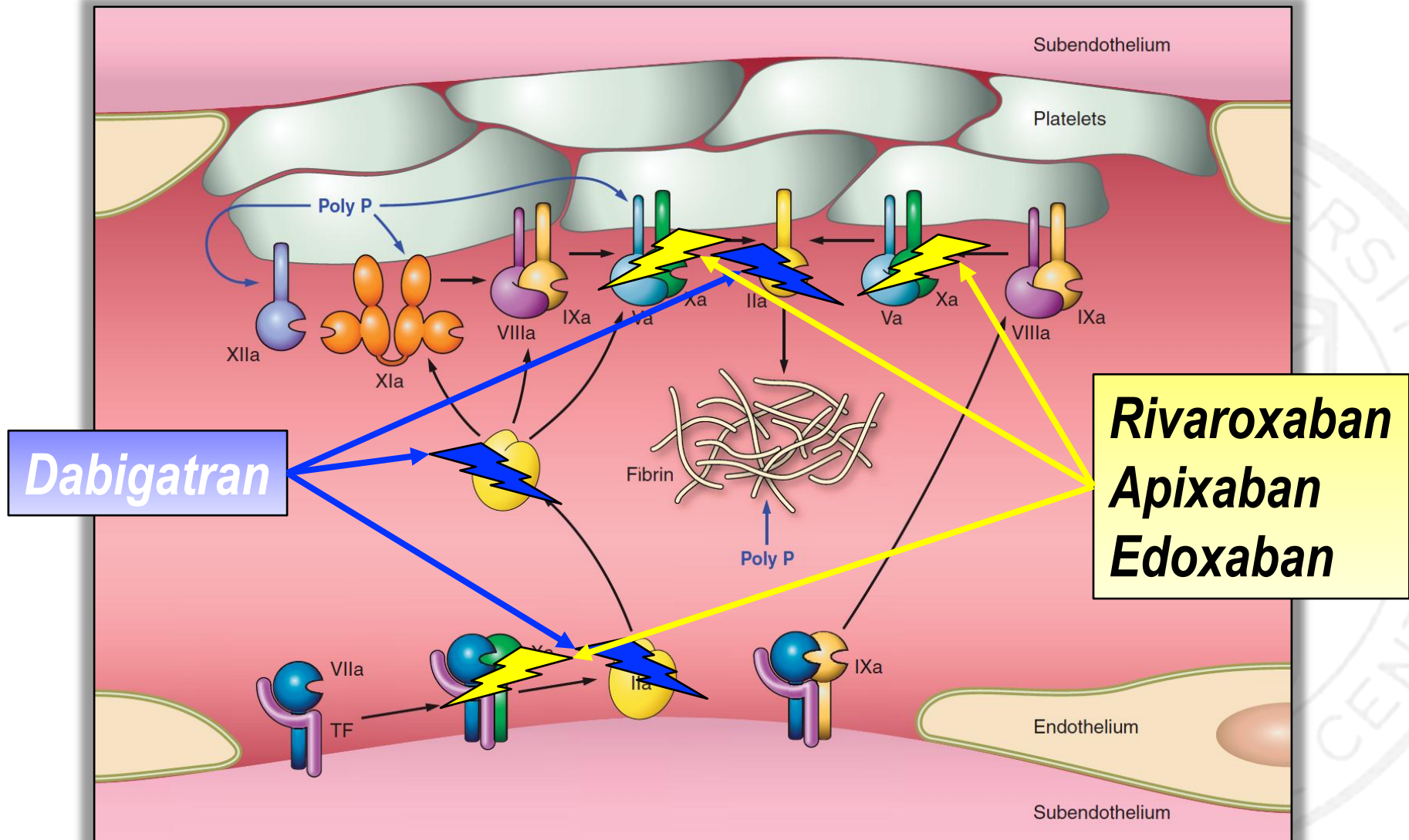
Therapeutic Balance in thrombophylaxis

Anticoagulation


Bleeding



Direct Oral Anticoagulant

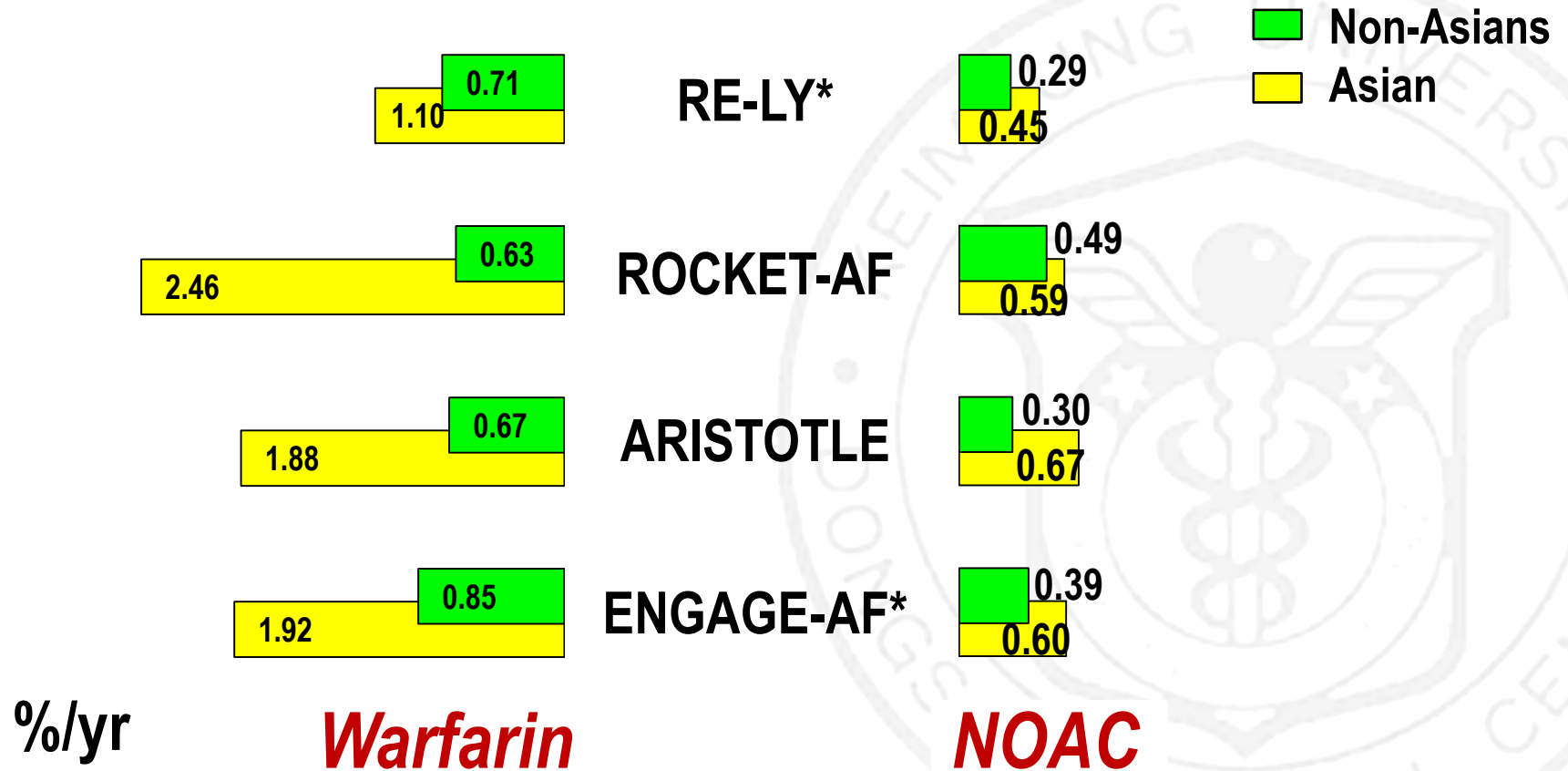


Annual Incidence of Stroke/SE In 4 Phase 3 Trials



Asians refers to all Asians in the RE-LY and East Asians in the others

Annual Incidence of ICH In 4 Phase 3 Trials



Asians refers to all Asians in the RE-LY and East Asians in the others

Interpretation of coagulation assays in NOACs

	Dabigatran	Rivaroxaban	Apixaban	Edoxaban
aPTT				
TT, dTT				
ECT				
Anti-FXa assays				
PT				
INR				

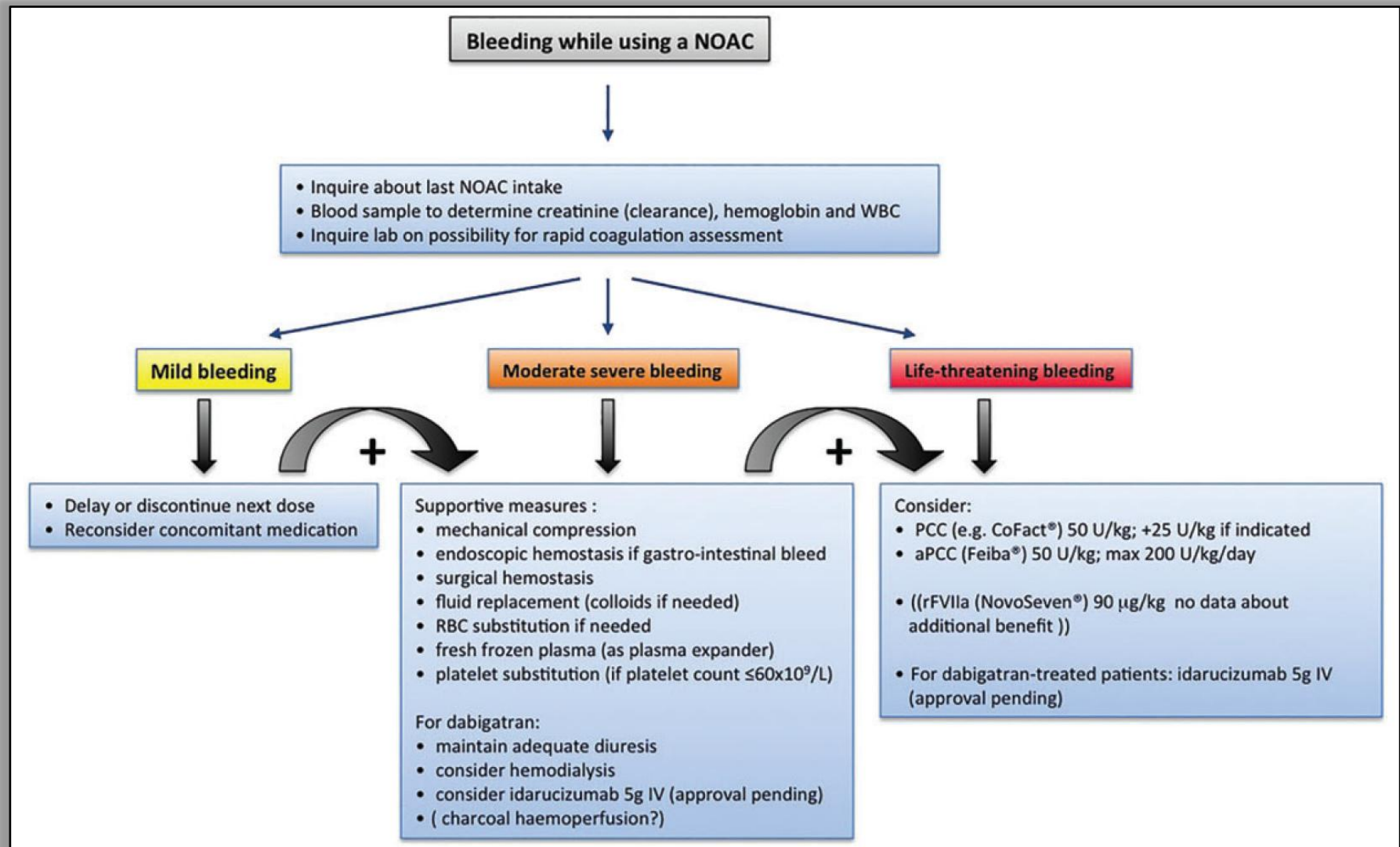
Green = quantitative; Orange = qualitative only; Red = not applicable, PT: neoplastin plus or neoplastin specific

Predictor for high risk of bleeding of Dabigatran

Test	Trough Value
dTT	> 200 ng/ml
ECT	> 3 time of upper limits
aPTT	> 2 time of upper limits

- ❖ Important to know when NOAC was administered relative to time of blood sampling
- ❖ aPTT may provide useful information for qualitative assessment

Management of bleeding in patients taking NOACs



“ Reversal Agent ”

“The word ***antidote*** literally means a drug that ***counteracts a poison***. When used in medical context, the ***word antidote should be reserved*** for those ***agents that inactivate the targeted medication directly***”

Contra: “Antidotes for novel anticoagulants?” – Do we really need them

Eerenberg ES, et al. *Thromb Haemost* 2012;108:623

- Size of the problem: **2~4% of major bleeding** of NOAC
- **Available substitutes:** PCC*, rFVIIa

Pro: “Antidotes for new anticoagulants” – Specific target of inhibition requires a specific target for neutralization

Roldan V, Marin F. *Thromb Haemost* 2012;108:621

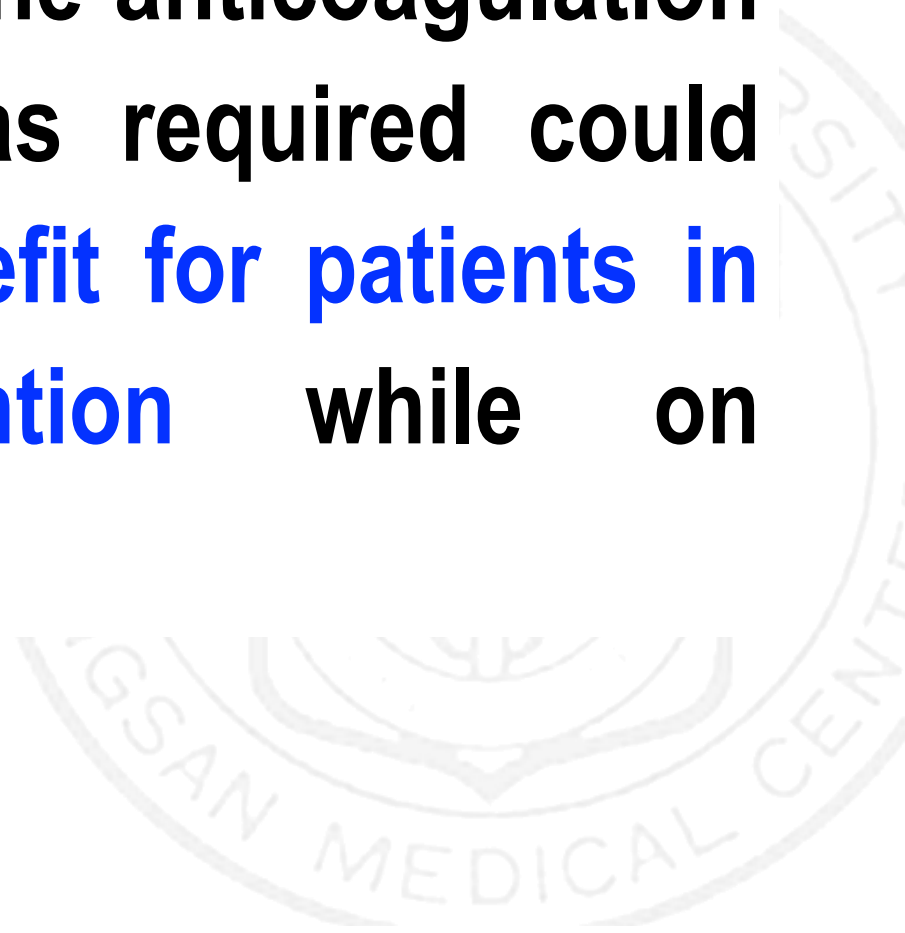
- Most studies were performed either in **animal models** or in **healthy subjects without clinical bleeding endpoint**
- **rFVIIa, activated PCC: thrombotic complications**

*PCC: procoagulant complex concentrates

Current consensus recommendations for reversal of the target-specific oral anticoagulants

Intervention	Dabigatran	Rivaroxaban	Apixaban	Edoxaban
Oral activated Charcoal	Yes	Yes	Yes	Yes
Hemodialysis	Yes	No	No	No
Hemoperfusion with activated charcoal	Yes	Possible	Possible	?
Fresh frozen plasma	No	No	No	No
Activated recombinant FVIIa	Unclear	Unclear	Unclear	Unclear
3 factor PCC (II, IX, X)	Unclear	Unclear	Unclear	Unclear
4 factor PCC (II, IX, X, VII)	Possible	Possible	Possible	Possible

“The ability to **turn the anticoagulation effect **on and off** as required could provide further benefit for patients in need of intervention while on anticoagulation”**

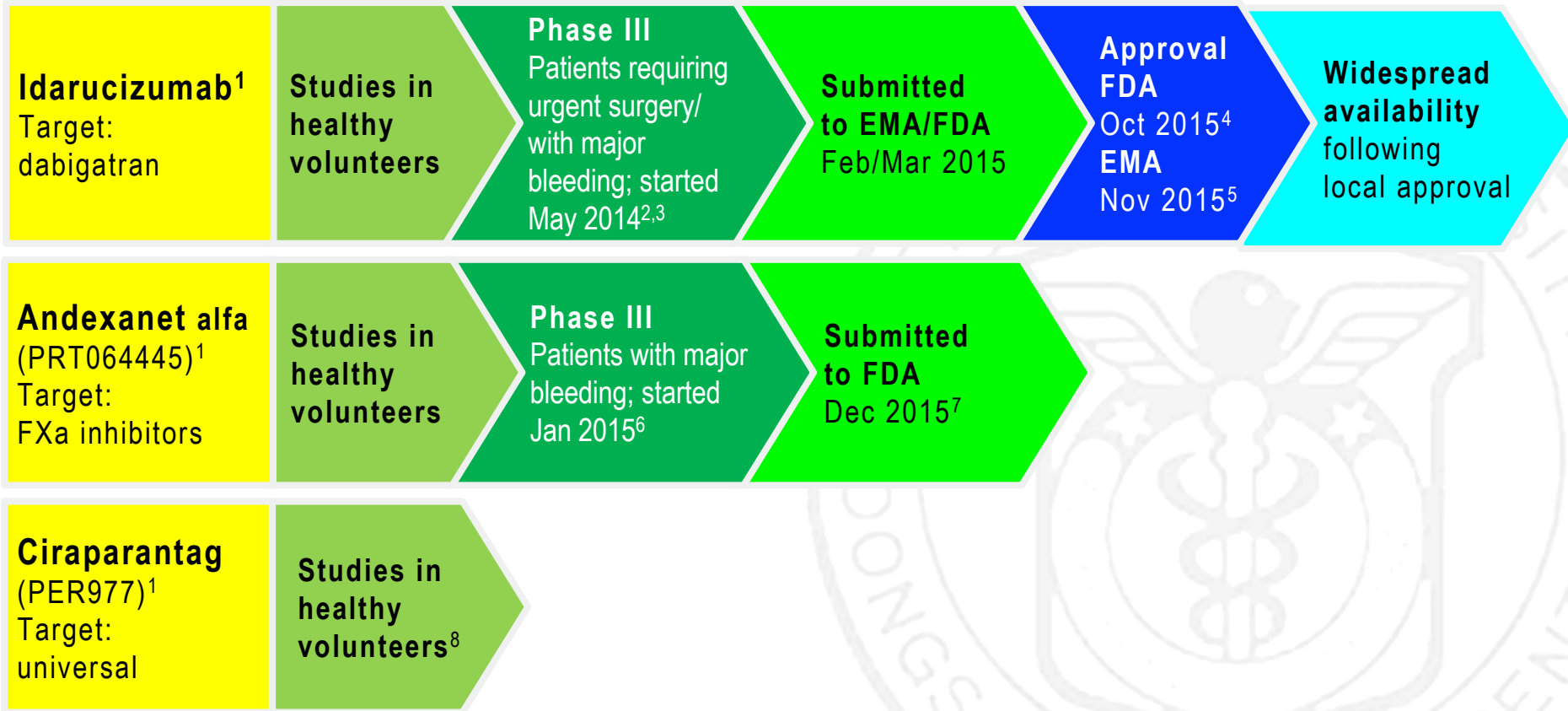


Reversal Agents for NOAC

Reversal agent	Target	Mechanism of action
Idarucizumab ¹	Dabigatran	Humanized Fab: specifically binds dabigatran with high affinity ²
Andexanet alfa ¹	FXa inhibitors	Recombinant modified FXa: competitive affinity for direct FXa inhibitors ³
Ciraparantag ¹	Universal	Synthetic small molecule: hydrogen bonds (NOACs); charge–charge interactions (heparin) ⁴

1. Greinacher et al. *Thromb Haemost* 2015; 2. Schiele et al. *Blood* 2013; 3. Lu et al. *Nat Med* 2013; 4. Ansell et al. *N Engl J Med* 2014

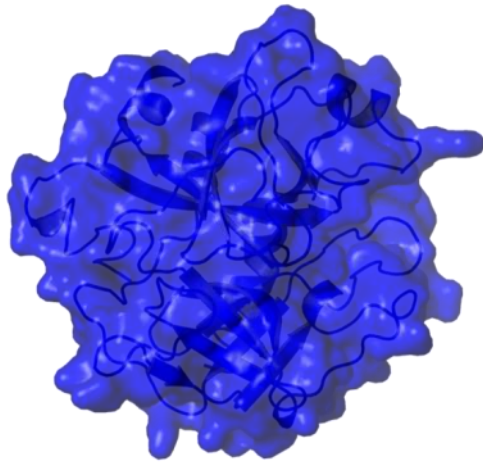
Reversal Agents for NOAC: stages of development



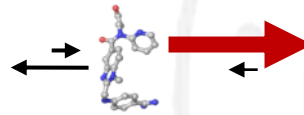
1. Adapted from Greinacher et al. Thromb Haemost 2015; 2. Clinicaltrials.gov: NCT02104947; 3. Pollack et al. Thromb Haemost 2015; 4. US FDA press release 16 Oct 2015; 5. European Commission Community Register of Medicinal Products for Human Use 20 November 2015; 6. ClinicalTrials.gov Identifier: NCT02329327; 7. ClinicalTrials.gov Identifier: NCT02207257

Idarucizumab (Praxbind®)

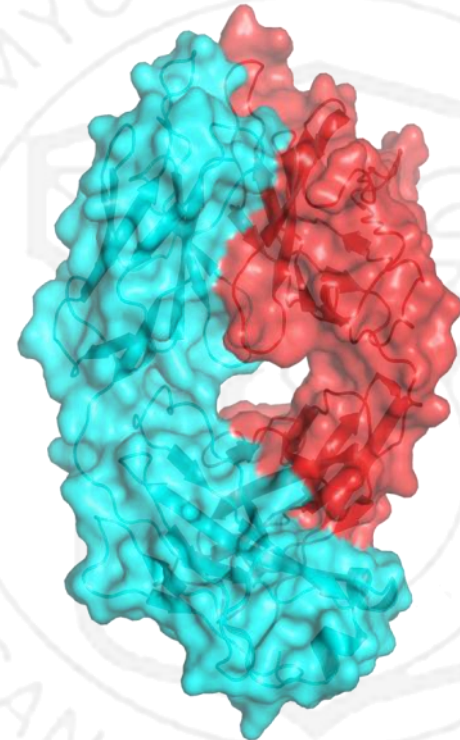
- Humanized Fab Fragment
- Binding affinity for dabigatran: > **350× higher** than dabigatran to thrombin



Thrombin
~37000 daltons



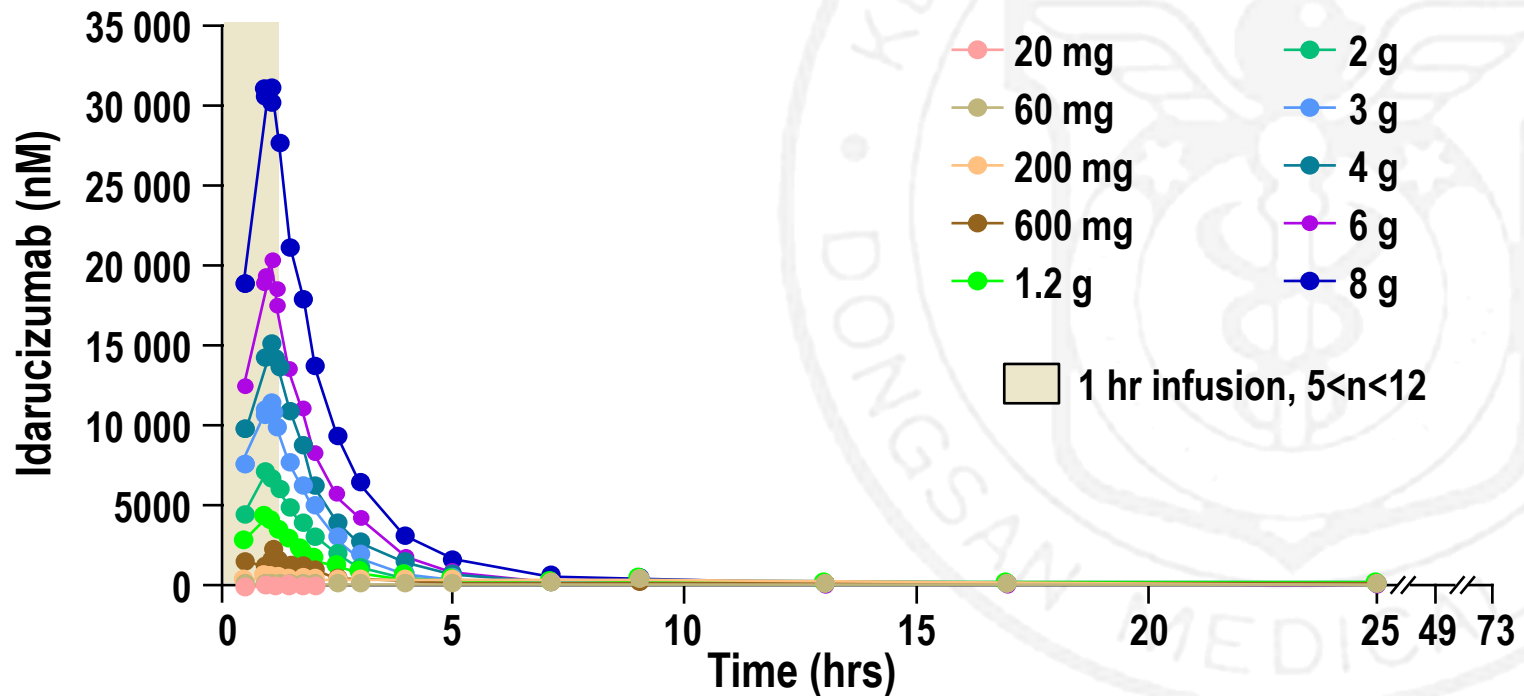
Dabigatran
~500 daltons



Idarucizumab (Fab)
~47800 daltons

Idarucizumab plasma concentration in healthy volunteers

- Low volume of distribution
- Short half-life: *initial* $t_{1/2}$ ~45 min; terminal $t_{1/2}$ 4.5–9 hours
- ***Within 6 hours 90% of dose had cleared***

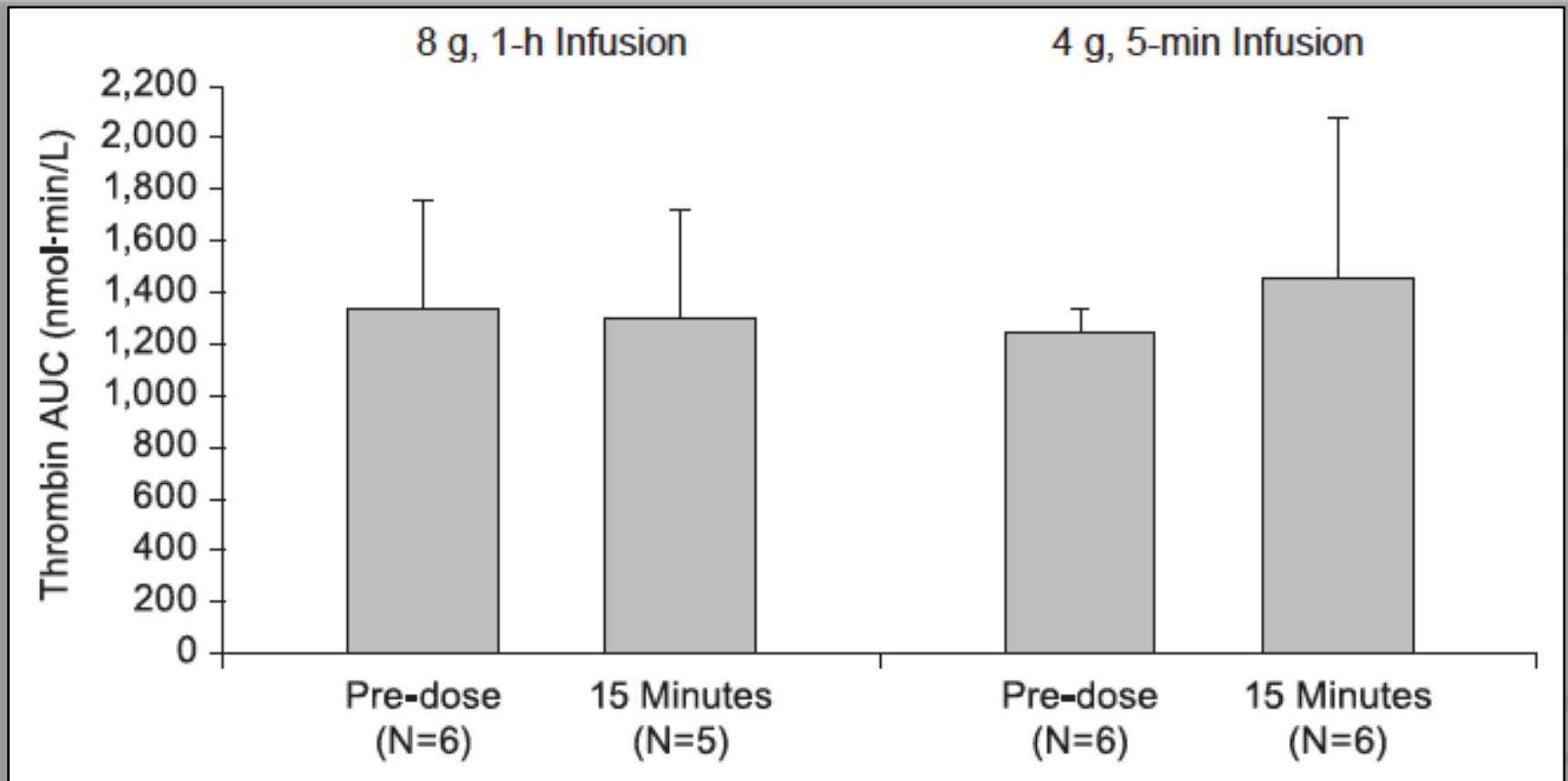


Idarucizumab had no effect on the coagulation markers

	8 g idarucizumab, 1-h infusion				4 g idarucizumab, 5-min infusion			
	Baseline (N=6)		15 min post infusion (N=5)		Baseline (N=6)		15 min post infusion (N=6)	
	Mean ± SD, s	CV, %	Mean ± SD, s	CV, %	Mean ± SD, s	CV, %	Mean ± SD, s	CV, %
dTT	32.0 ± 0.3	0.871	31.5 ± 0.4	1.16	31.9 ± 0.3	0.986	31.4 ± 0.6	1.80
ECT	37.3 ± 3.8	10.2	39.2 ± 5.3	13.4	36.6 ± 1.3	3.58	37.8 ± 1.9	4.93
TT	11.9 ± 0.5	4.29	12.3 ± 0.8	6.42	11.7 ± 1.0	8.36	11.7 ± 1.0	8.46
aPTT	31.4 ± 4.9	15.5	33.4 ± 4.8	14.3	32.8 ± 3.1	9.37	31.9 ± 2.4	7.60
ACT	114 ± 19.3	16.9	110 ± 13.5	12.3	112 ± 9.0	8.00	104 ± 12.8	12.4

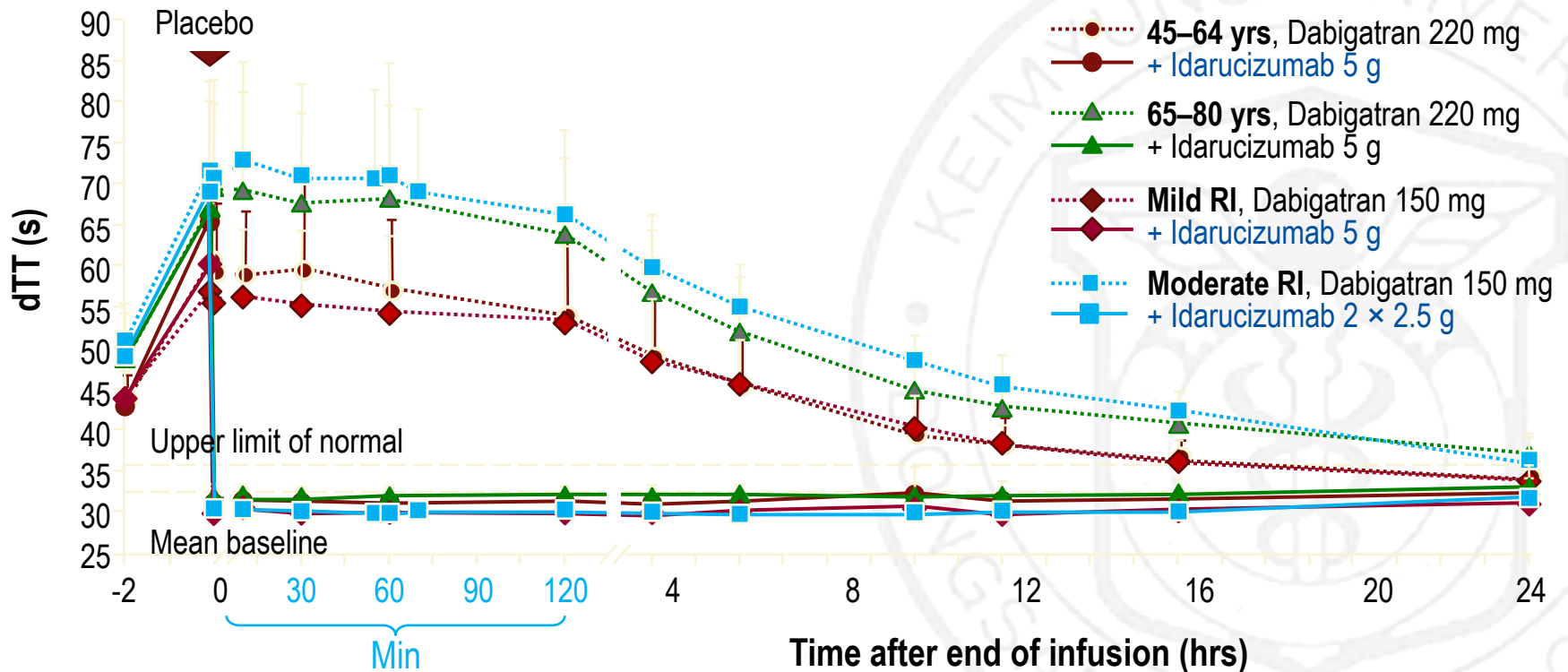
ACT, activated clotting time; aPTT, activated partial thromboplastin time; CV, coefficient of variation; dTT, diluted thrombin time; ECT, ecarin clotting time; s, seconds; SD, standard deviation; TT, thrombin time.

Absence of Prothrombotic Properties of Idarucizumab

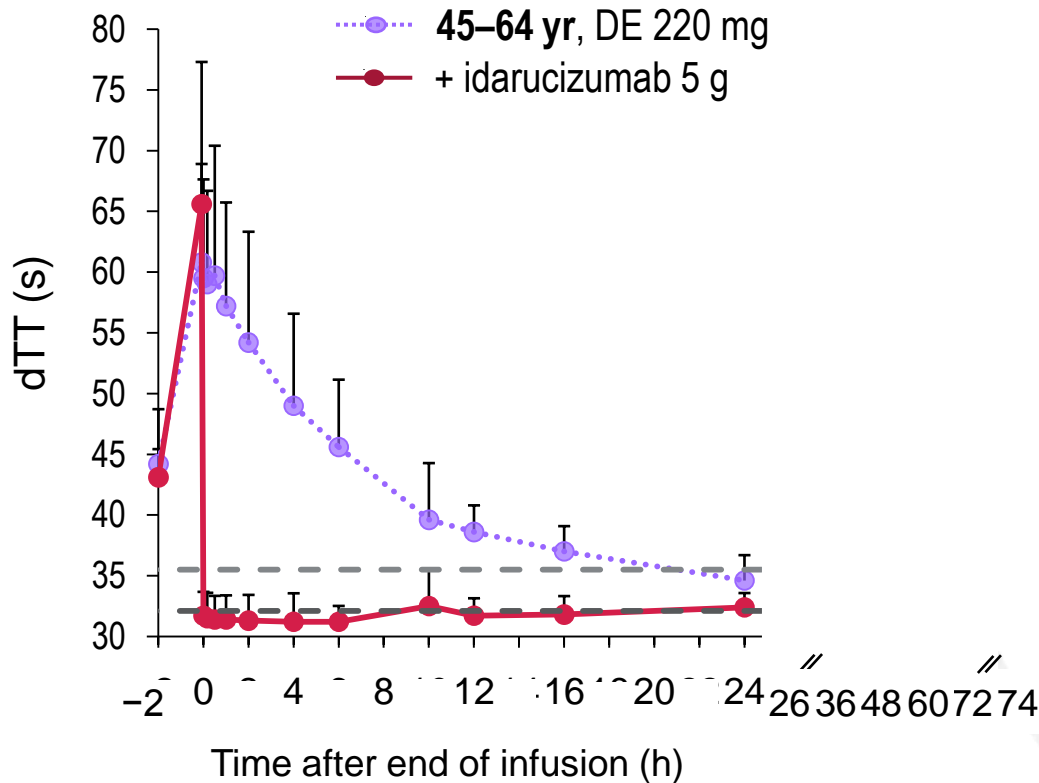


- Effect of idarucizumab on endogenous thrombin generation potential

Effect of Idarucizumab in Elderly and renally Impaired Volunteers




Re-administration of dabigatran 24 h after idarucizumab

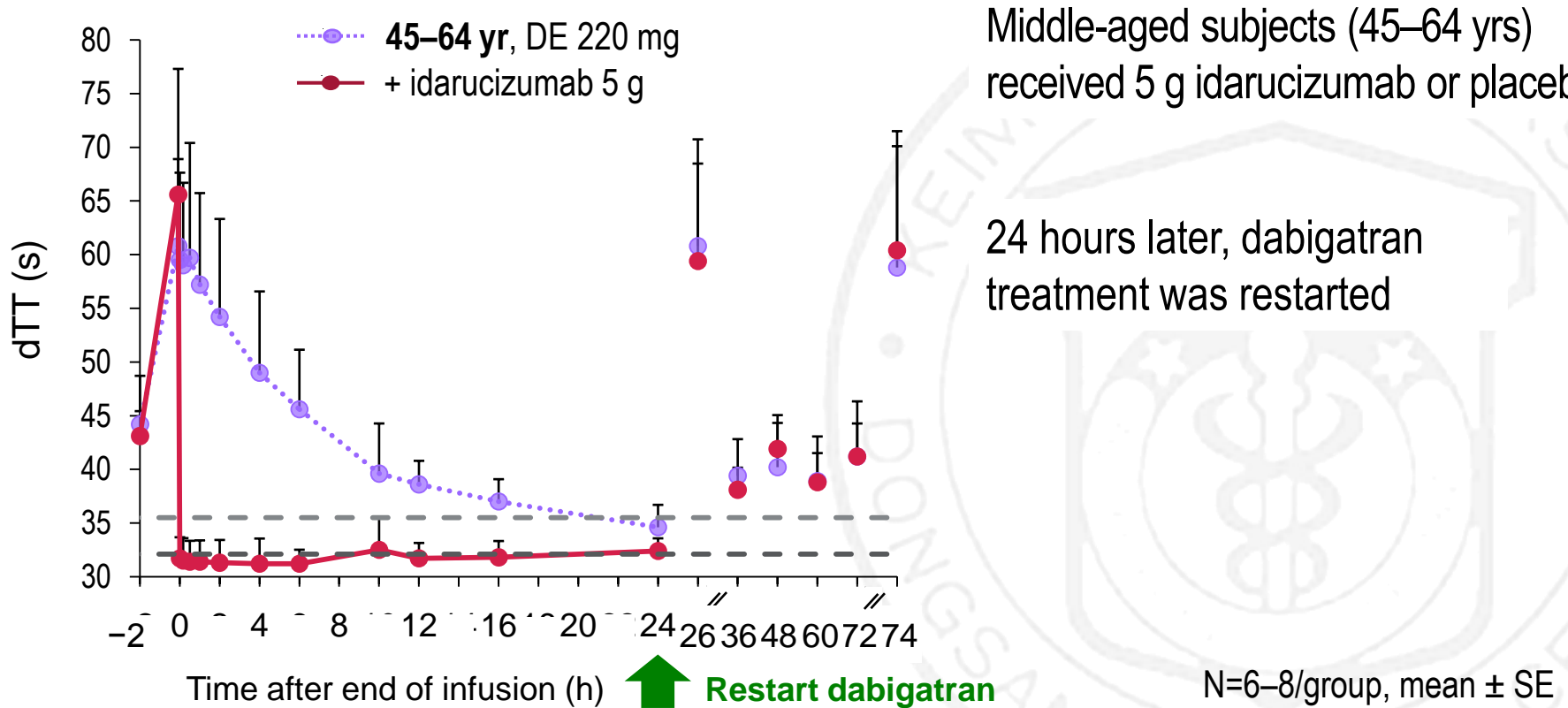


Middle-aged subjects (45–64 yrs)
received 5 g idarucizumab or placebo

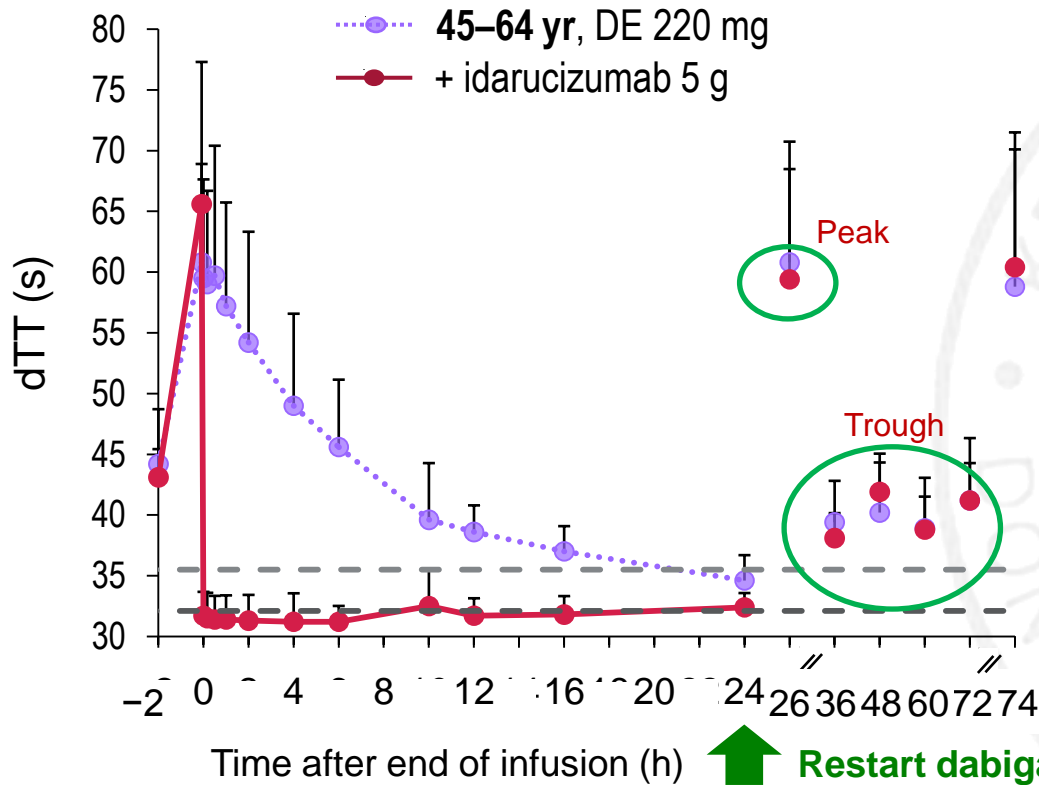
N=6–8/group, mean ± SE



Re-administration of dabigatran 24 h after idarucizumab



Re-administration of dabigatran 24 h after idarucizumab



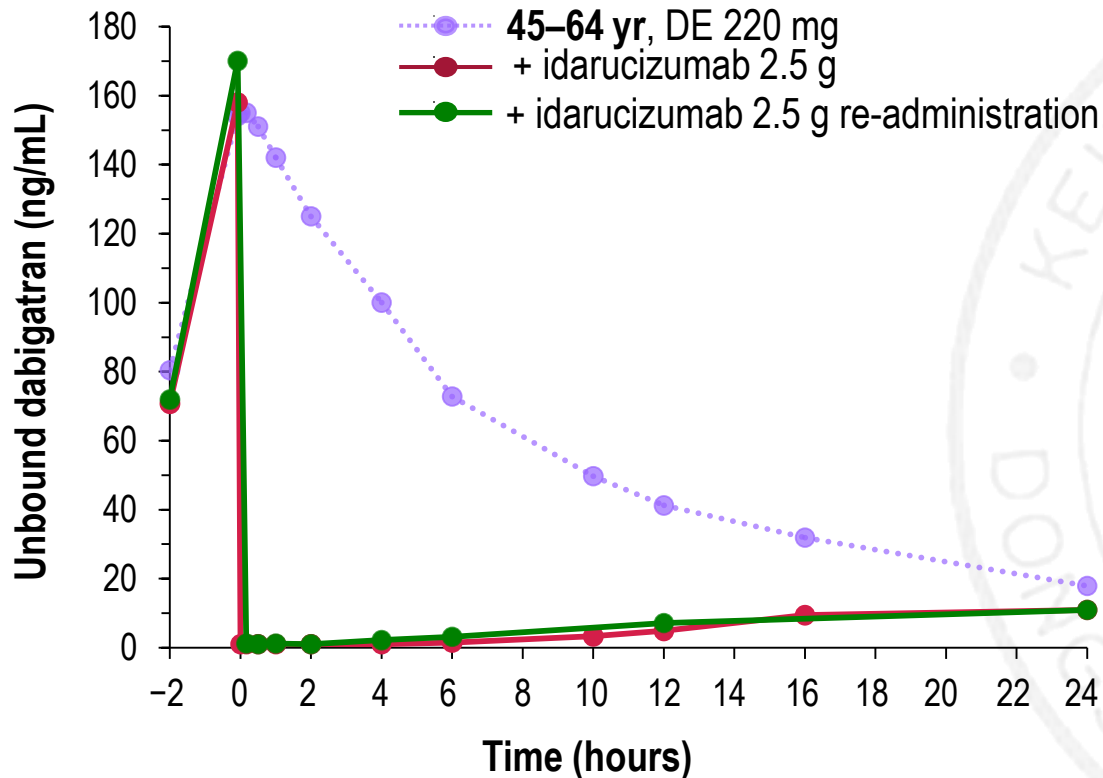
Middle-aged subjects (45–64 yrs) received 5 g idarucizumab or placebo

24 hours later, dabigatran treatment was restarted

Dabigatran-mediated anticoagulation was restored

N=6–8/group, mean ± SE

Re-dosing of idarucizumab ~2 months after first dose: unbound dabigatran

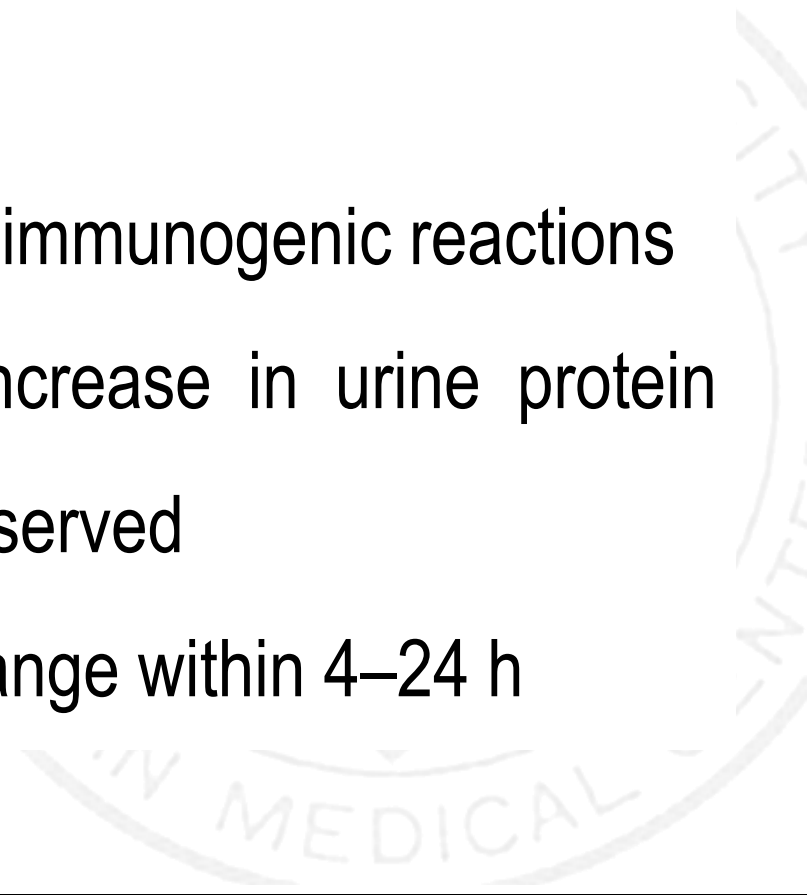


- Idarucizumab (2.5 g) was re-administered 2 months after first administration
- Re-administration was safe and well tolerated
- Re-administration resulted in similar efficacy vs first dose
- **No hypersensitivity**

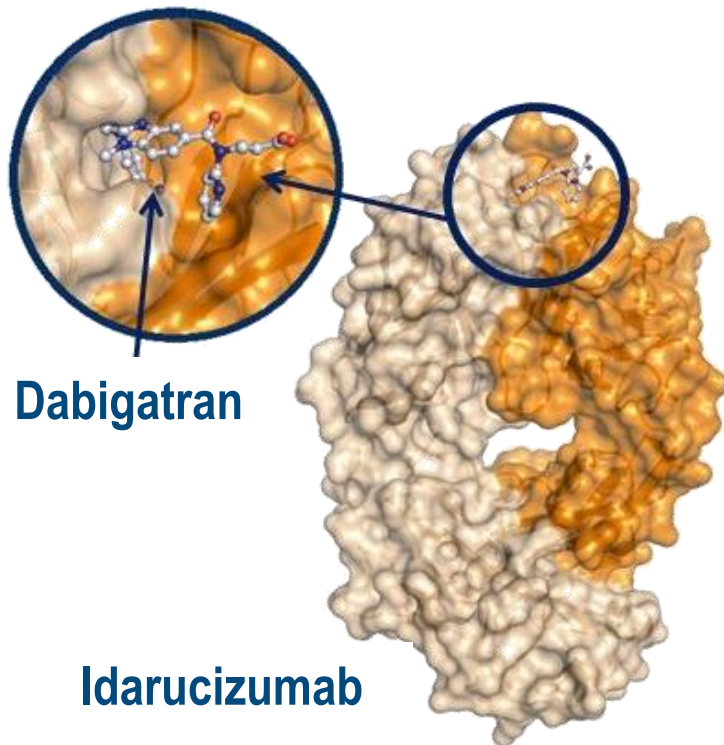
N=6/group, mean \pm SE

Safety of Idarucizumab: Summary of Phase I studies

- No clinically relevant drug-related adverse events
- No dose-related adverse events
- No adverse events indicative of immunogenic reactions
- A dose-dependent, transient increase in urine protein and low-weight proteins was observed
 - Values returned to normal range within 4–24 h



Idarucizumab was designed as a specific reversal agent for the anticoagulation activity of dabigatran



Humanized Fab fragment

Binding affinity for dabigatran $\sim 350\times$ higher than dabigatran to thrombin

IV administration, immediate onset of action

Short half-life

No intrinsic procoagulant or anticoagulant activity expected

Idarucizumab for Dabigatran Reversal

- To determine the **safety of 5 g of IV idarucizumab** and its capacity to **reverse the anticoagulant effects of dabigatran**
- 5g dose: calculated to reverse the total body load of dabigatran that was associated with the 99th percentile of the dabigatran levels measured in RE-LY trial
- **interim results from the first 90 patients**



Group A:
Uncontrolled bleeding

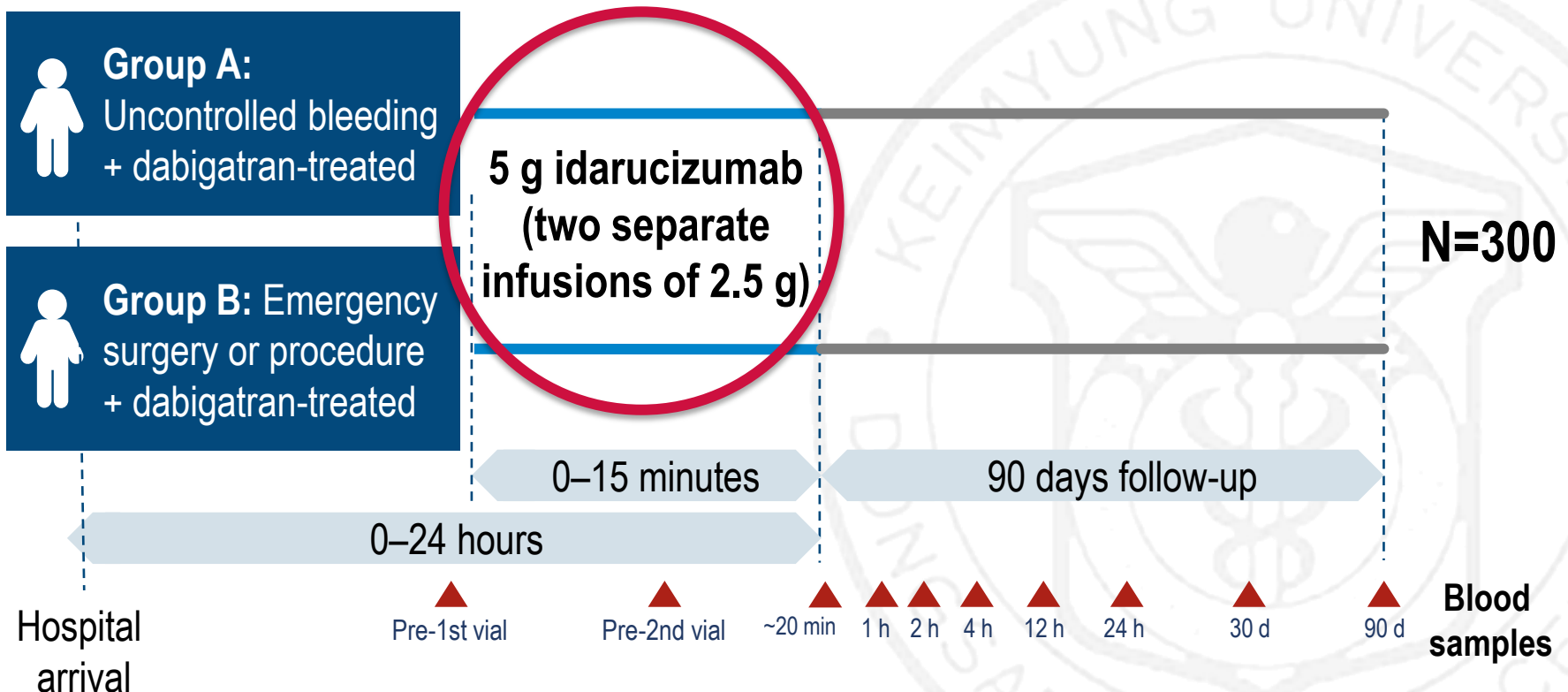
51 patients



Group B:
Emergency surgery or
procedure

39 patients

Idarucizumab for Dabigatran Reversal

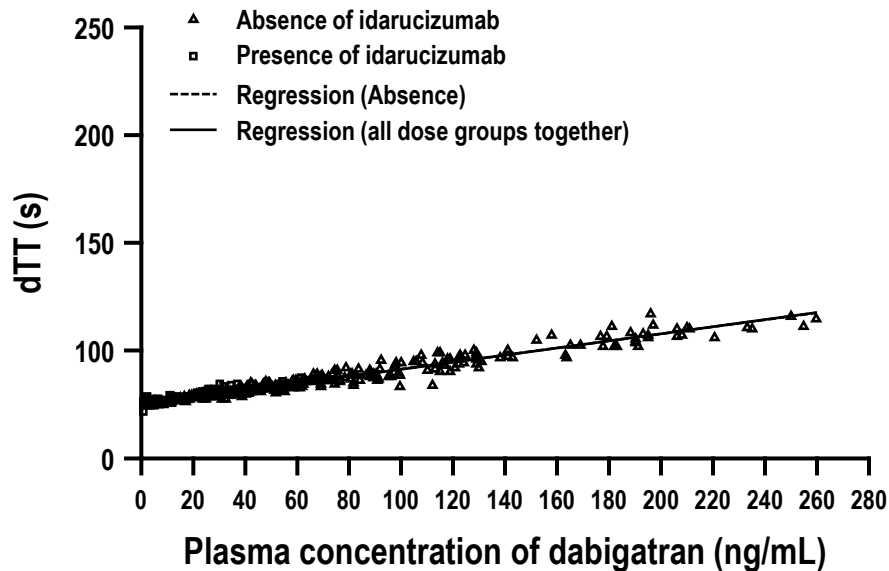




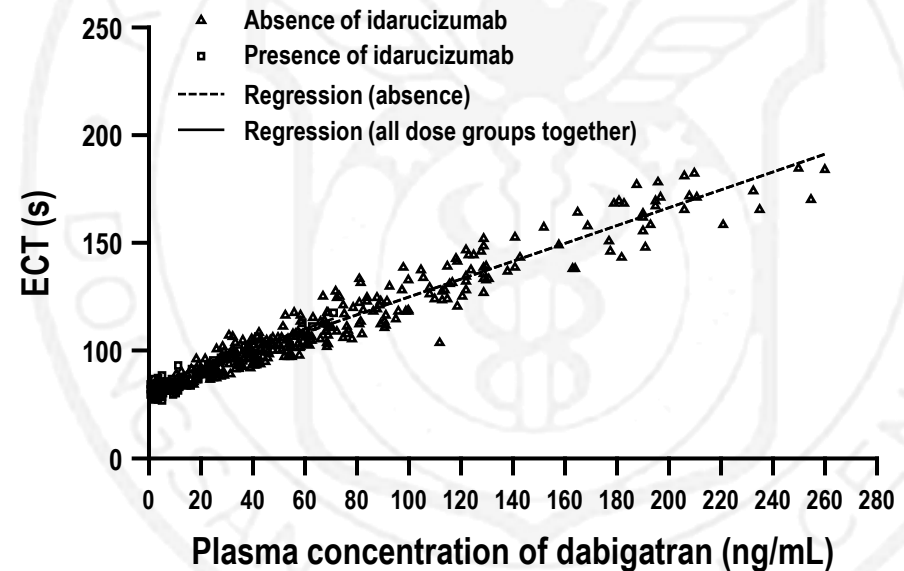
Idarucizumab for Dabigatran Reversal

Primary endpoints: Maximum % reversal of the anticoagulation effect of dabigatran within 4 hours after idarucizumab administration, on the basis of the determination at a central laboratory of the dTT or ECT

dTT and ECT show linear correlations with wide range of dabigatran concentrations



Absence of idarucizumab: $dTT = 32.22 + 0.203 \cdot \text{Conc}$, $R^2 = 0.94$
 Presence of idarucizumab: $dTT = 31.60 + 0.230 \cdot \text{Conc}$, $R^2 = 0.86$



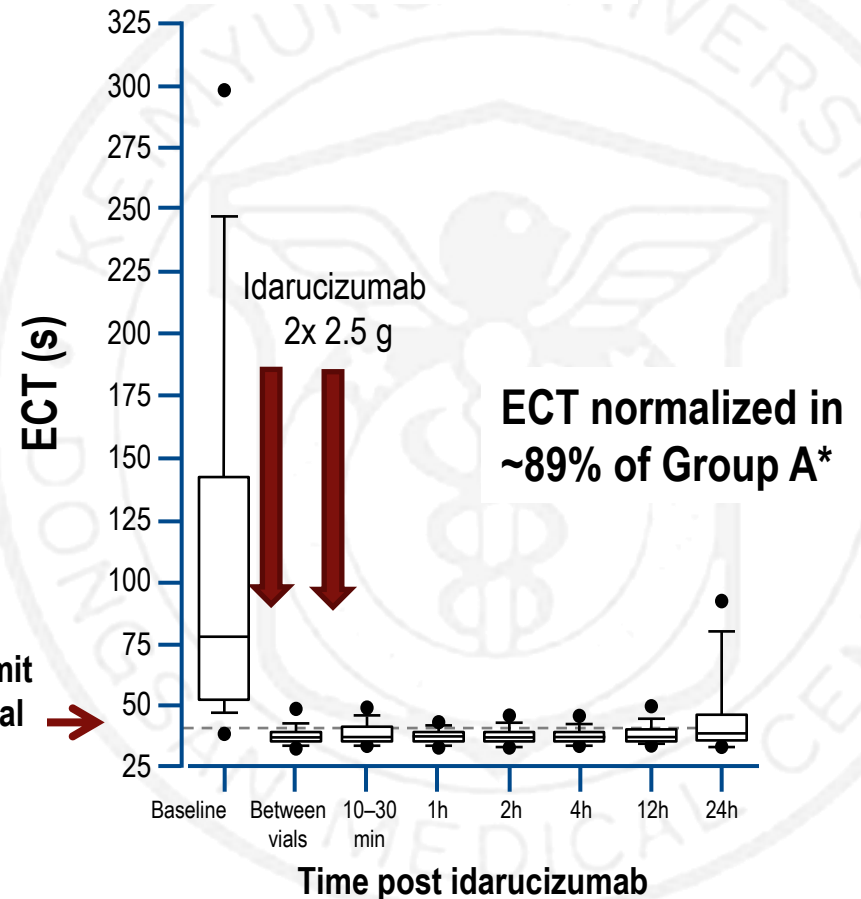
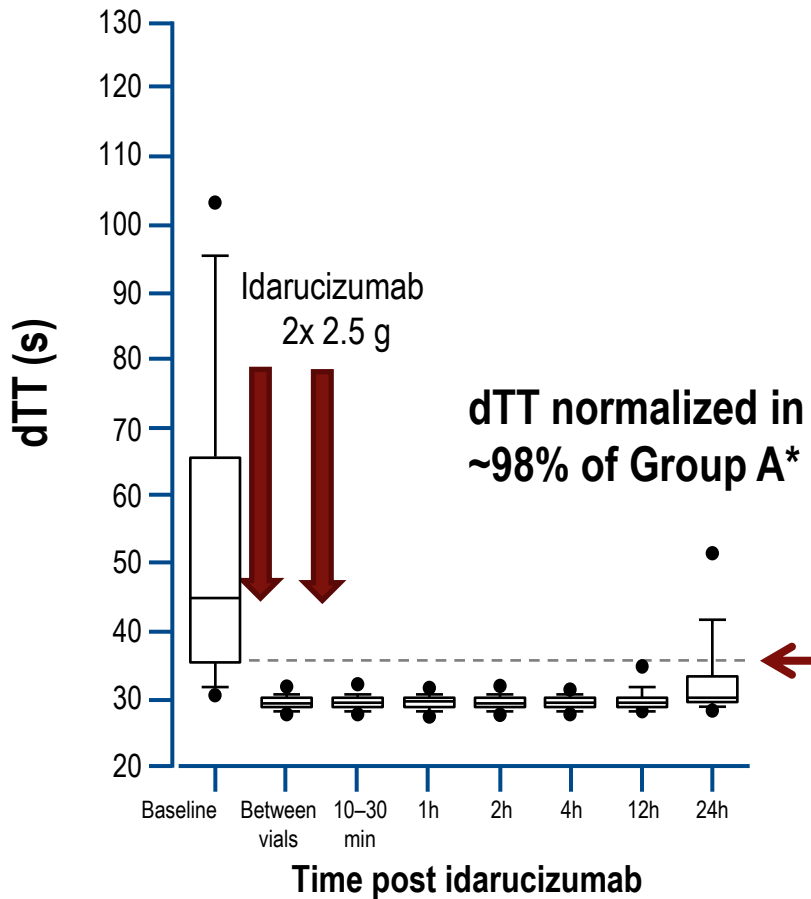
Absence of idarucizumab: $ECT = 42.01 + 0.518 \cdot \text{Conc}$, $R^2 = 0.92$
 Presence of idarucizumab: $ECT = 37.81 + 0.610 \cdot \text{Conc}$, $R^2 = 0.89$

RE-VERSE AD™: enrolled patients were elderly with mild-moderate renal impairment

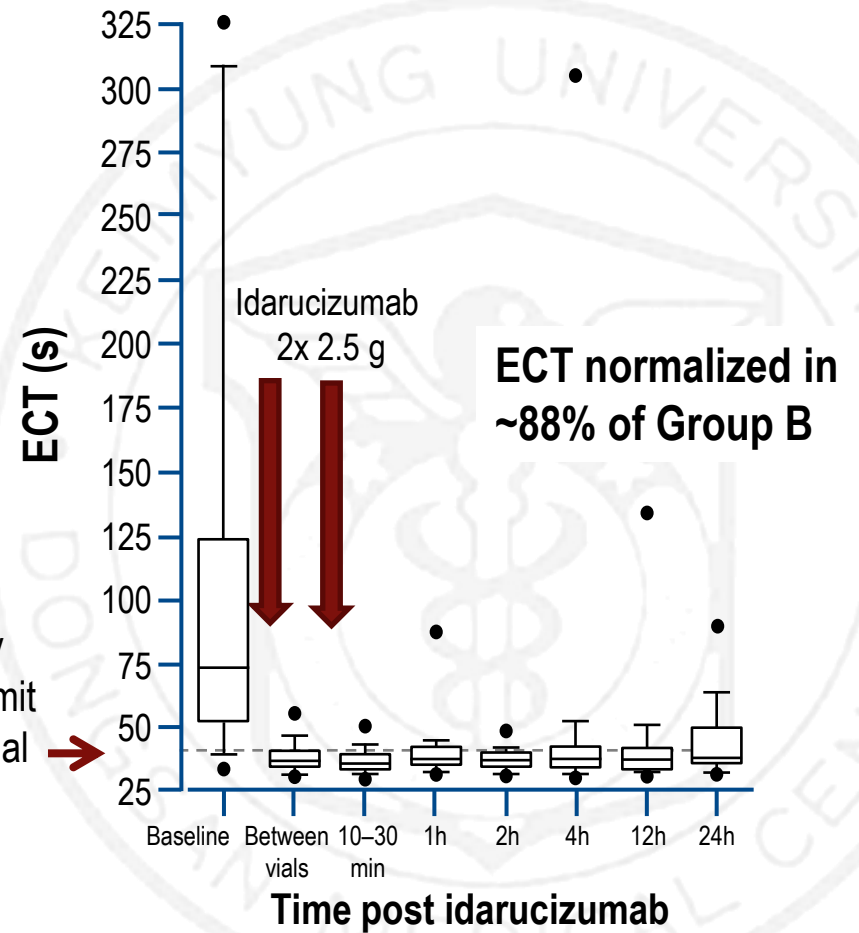
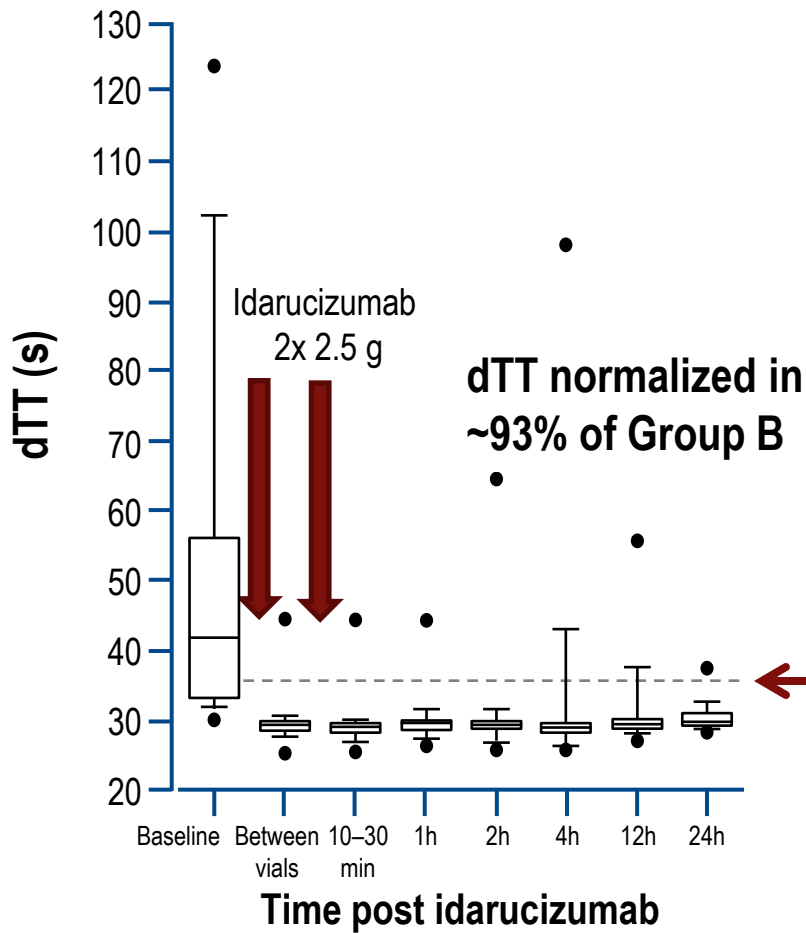
	Group A (n=51)	Group B (n=39)	Total (N=90)
Male, n (%)	32 (63)	18 (46)	50 (56)
Age (yrs), median (min, max)	77.0 (48, 93)	76.0 (56, 93)	76.5 (48, 93)
CrCl (Cockcroft-Gault), mL/min			
Median (min, max)	54 (16, 187)	60 (11, 171)	58 (11, 187)
<30	5	7	12
≥30–<50	14	6	20
≥50–<80	16	11	27
≥80	6	9	15
Missing	10	6	16
Elevated dTT at baseline	40	28	68
Elevated ECT at baseline	47	34	81

Primary Endpoint in Group A (uncontrolled bleeding)

Median maximum reversal within 4 hours was 100% for both dTT and ECT (95% CI, 100–100), evident after first vial of idarucizumab

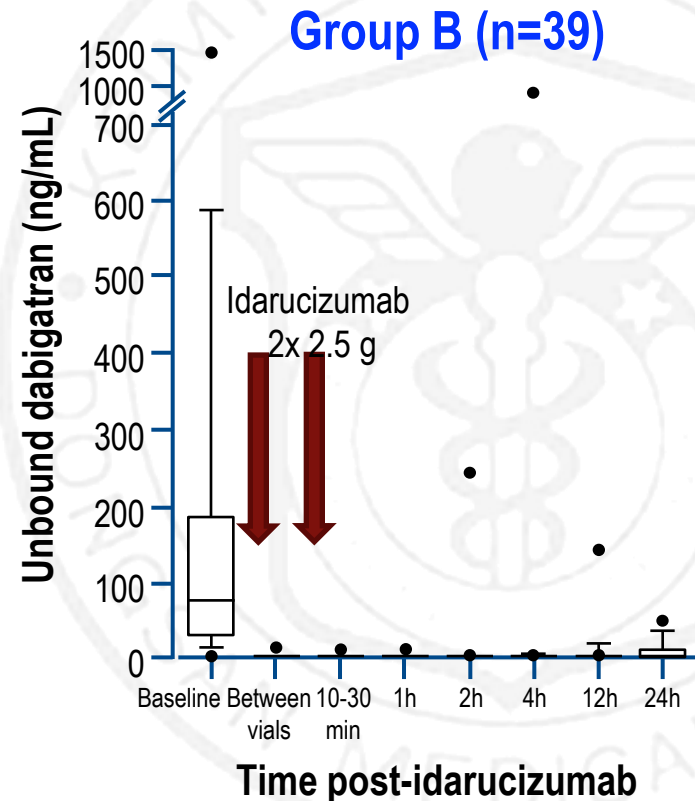
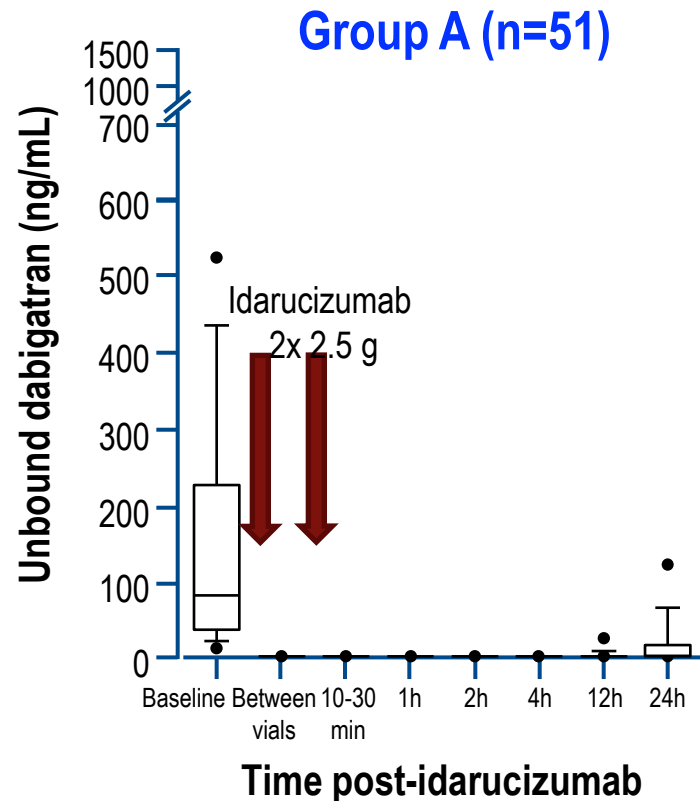


Primary Endpoint in Group B (emergent surgery)

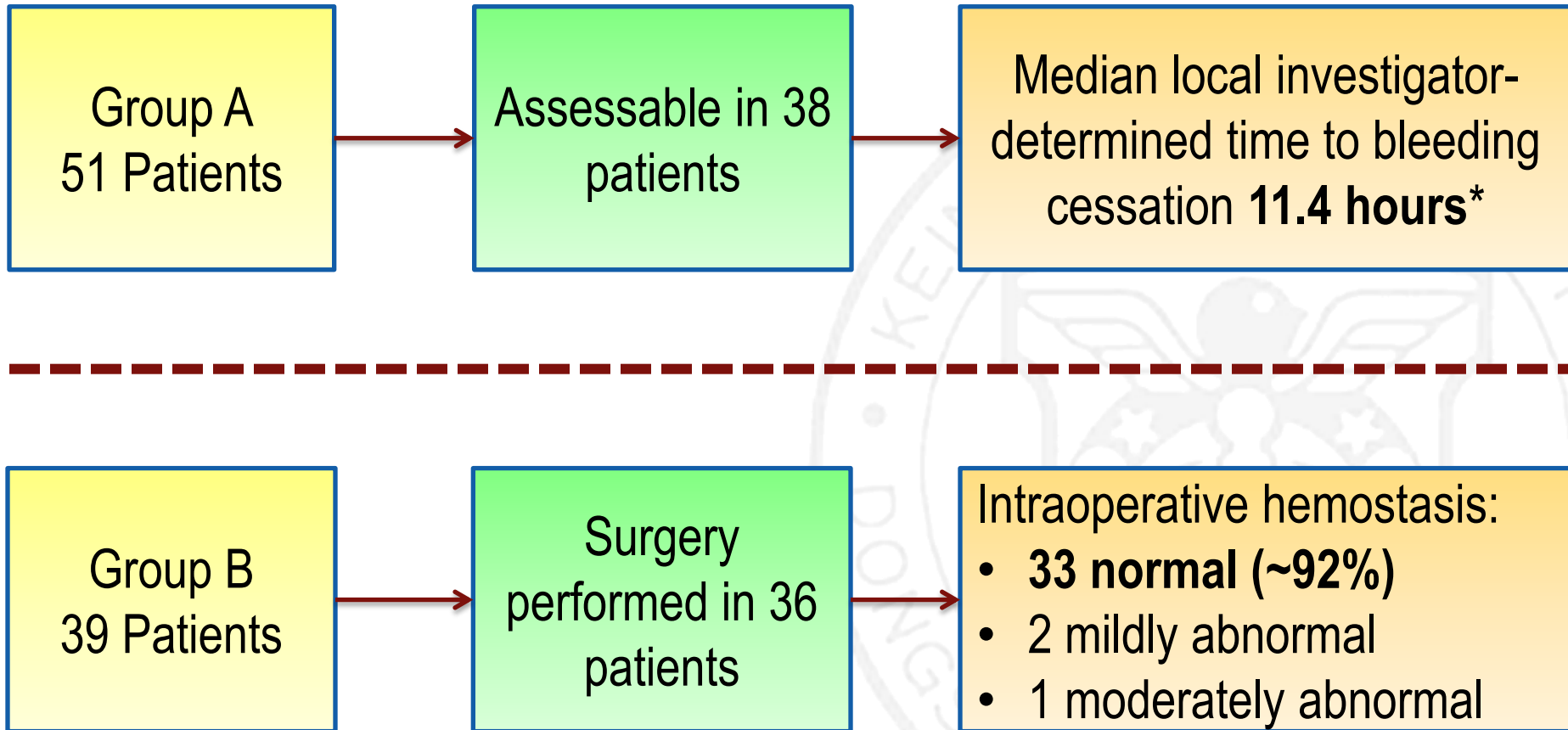


Dabigatran levels before/after treatment with Idarucizumab

- Dabigatran levels were below 20 ng/mL in 89/90 patients already after infusion of first vial
- Unbound dabigatran concentrations were below 20 ng/mL in 77/83 and 62/78 patients at 12 and 24 hours, respectively



Secondary Endpoint: Restoration of hemostasis



*Assessment of bleeding cessation may be difficult in internal bleeding into confined space such as intramuscular or intracranial bleeding

Idarucizumab for Dabigatran Reversal

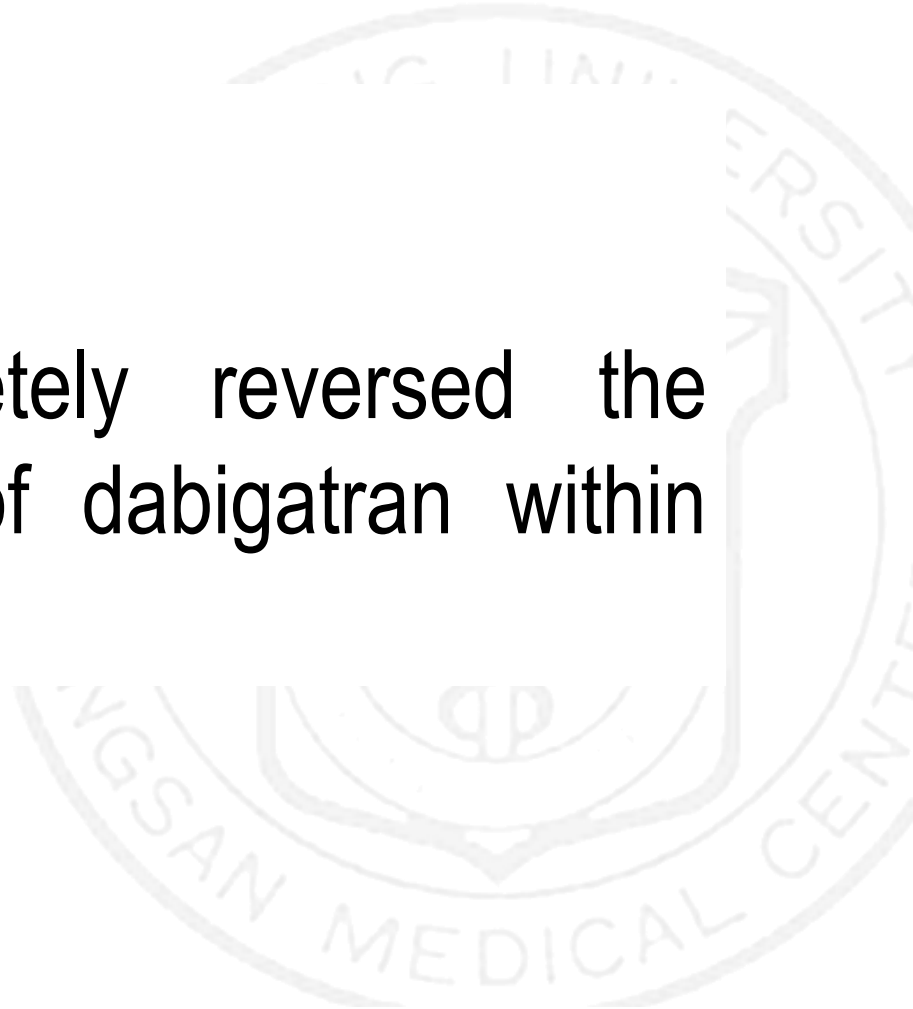
- ❖ Among 68 patients with an elevated dTT & 81 with an elevated ECT at baseline, Median maximum reversal **within 4 hours was 100% for both dTT and ECT (95% CI, 100–100)**, evident after first vial of idarucizumab
- ❖ **dTT normalized in 98% and 93%** of Group A and B patients, respectively
- ❖ **ECT normalized in 89% and 88%** of Group A and B patients, respectively
- ❖ Concentrations of unbound dabigatran remained **below 20 ng per milliliter at 24 hours in 79%** of the patients; sustained reversal of dabigatran effect over 12 hours was observed in at least 90% of patients



Idarucizumab for Dabigatran Reversal


CONCLUSIONS

Idarucizumab completely reversed the anticoagulant effect of dabigatran within minutes.



US FDA approved Praxbind®

10-16-2015



U.S. Department of Health and Human Services

FDA U.S. Food and Drug Administration
Protecting and Promoting *Your* Health

A to Z Index | Follow FDA | En Español

Search FDA

Home | Food | Drugs | Medical Devices | Radiation-Emitting Products | Vaccines, Blood & Biologics | Animal & Veterinary | Cosmetics | Tobacco Products

News & Events

Home > News & Events > Newsroom > Press Announcements

FDA News Release

FDA approves Praxbind, the first reversal agent for the anticoagulant Pradaxa

Praxbind approved for specific emergency situations

SHARE | TWEET | LINKEDIN | PIN IT | EMAIL | PRINT

For Immediate Release October 16, 2015

Release

The U.S. Food and Drug Administration today granted accelerated approval to Praxbind (idarucizumab) for use in patients who are taking the anticoagulant Pradaxa (dabigatran) during emergency situations when there is a need to reverse Pradaxa's blood-thinning effects.

"The anticoagulant effects of Pradaxa are important and life-saving for some patients, but there are situations where reversal of the drug's effects is medically necessary," said Richard Pazdur, M.D., director of the Office of Hematology and Oncology Products in the FDA's Center for Drug Evaluation and Research. "Today's approval offers the medical community an important tool for managing patients taking Pradaxa in emergency or life-threatening situations when bleeding can't be controlled."

The FDA approved Pradaxa in 2010 to prevent stroke and systemic blood clots in patients with atrial fibrillation, as well as for the treatment and prevention of deep venous thrombosis and pulmonary embolism. Praxbind is the first reversal agent approved specifically for Pradaxa and works by binding to the drug compound to neutralize its effect. Praxbind solution is for intravenous injection.

Inquiries

Media

Sarah Peddicord
301-796-2805

Consumers

888-INFO-FDA

Follow FDA

Follow @US_FDA
Follow FDA
Follow @FDAmedia



Prescription Drug Labeling of Praxbind[®]

- **투여 방법**

약(2.5 g/50 mL) 바이알 두 개(5 g)를 정맥투여하며, 두 바이알 각각 5분 ~ 10분에 걸쳐 연속적으로 점적투여하거나 또는 일시투여한다.

- 권장 투여량은 5 g으로, 50 mL 바이알 두 개(각 2.5 g)가 1회 용량에 해당한다. 1일 최대용량에 대해서는 연구되지 않았다
- 항혈전제를 사용하지 않으면 환자가 기저질환 또는 기저상태의 혈전성 위험에 노출될 수 있다.
- **신장장애, 간장애, 고령자 (>65세): 용량 조절은 필요하지 않다**



Thank You for Your Attention !

Seongwook Han, MD.PhD.

Professor of Medicine, Keimyung University School of Medicine
Arrhythmia Service, Cardiology, Dongsan Medical Center